

QC

Certificate of Analysis

embryotools

Parc Científic de Barcelona // Avda. Doctor Marañón, 8
08028 Barcelona, Spain
NIF B66034612 // info@embryotools.com
Phone: + 34 934 497 198

REQUESTED BY: LIFE M s.r.o. (Voderadska 2552716, Ricany u Prahy 251 01 Czechia)**ASSAY REQUESTED BY CUSTOMER:** MEA - Standard Mouse embryo assay**OPERATION PROCEDURE:** SOP-MEA-00/WI-MEA-05**TYPE OF ASSAY:** Indirect**INTERNAL NUMBER:** MEA.024.702.2025**DATE:** 04/03/2025 - 08/03/2025

Product information provided by the customer (Embryotools cannot be held responsible for the veracity of this information)

DESCRIPTION OF TEST PRODUCT: PakGent Pipette Tips 1-200µl, MEA Test, UFPT-F-200-IVF**REF:** UFPT-F-200-IVF**LOT NUMBER:** 202406060101**EXP. DATE:** 06/2027**PROTOCOL:**

Samples were flushed 10 times with previously tested culture medium. Culture dishes were prepared with the extracted medium and equilibrated overnight prior to use. Fresh 1-cell stage mouse embryos were collected from F1 hybrid females (B6/CBA) crossed with males from the same genetic background, washed thoroughly and cultured in the extracted medium in drops of 50ul, in groups of 2, up to Day 5. Control group was prepared following the same set-up and conditions, and embryos cultured in parallel using tested medium not exposed to test samples. Embryo development of test and control group was followed every 24 h and photos were taken and included in this report (annex I).

CONTROL AND TEST ASSAY RESULTS:

Embryo developmental rates of control and tested group.

Embryo development rates					
	n	Day 2 Two-cell stage n (%)	Day 5 Expanded blastocyst stage n (%)	Good Quality (morphology) Blastocysts n (%)	Result
Control	15	15 (100)	13 (86.67)	12 (92.31)	Passed*
PakGent Pipette Tips 1-200µl, MEA Test, UFPT- F-200-IVF (Lot:202406060101)	21	21 (100)	20 (95.24)	18 (90)	Passed*

SUMMARY OF OBSERVATIONS: All test and control embryos were selected randomly from a common pool and cultured at 37.3°C with a tri-gas atmosphere with optimal %CO₂ and %O₂. Embryotools acceptance criteria for this standard test is that more than 80% of mouse embryos develop to the expanded blastocyst stage and pass a visual morphological examination of the inner cell mass (ICM) and trophectoderm (TE) cells. The results of this assay refer to the items tested.

* More than 80% of the test group embryos developed to the expanded blastocyst stage within 5 days, fulfilling acceptance criteria for this test.

These results are representative of the test samples submitted by the customer.

Nuno Costa-Borges, PhD

Scientific Director

Enric Mestres, PhD

Quality Assurance

Page 1 of 4. N°. MEA.024.702.2025



Annex I
Control

#1, 08/03/2025 11:16:07



#2, 08/03/2025 11:16:14



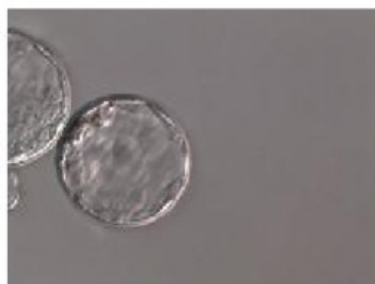
#3, 08/03/2025 11:16:20



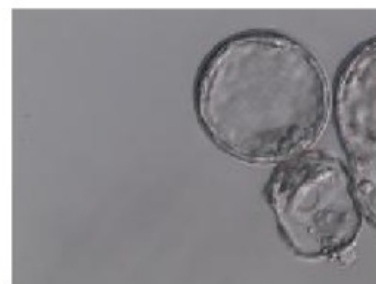
#4, 08/03/2025 11:16:28



#5, 08/03/2025 11:16:30



#6, 08/03/2025 11:17:23



#7, 08/03/2025 11:17:27



#8, 08/03/2025 11:17:46



#9, 08/03/2025 11:17:49



#10, 08/03/2025 11:18:15



#11, 08/03/2025 11:18:18



#12, 08/03/2025 11:18:31



#13, 08/03/2025 11:18:35



#14, 08/03/2025 11:18:53



#15, 08/03/2025 11:19:17



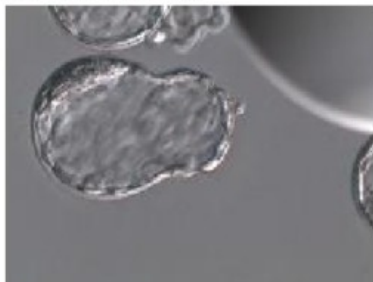


PakGent Pipette Tips 1-200µl, MEA Test, UFPT-F-200-IVF
(REF: UFPT-F-200-IVF ; Lot: 202406060101)


#1, 08/03/2025 11:00:40



#2, 08/03/2025 11:00:44



#3, 08/03/2025 11:00:47



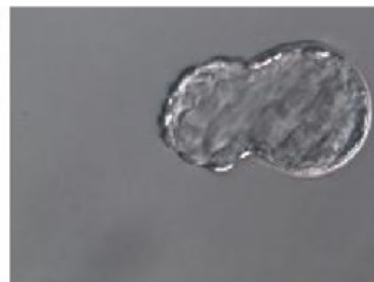
#4, 08/03/2025 11:00:59



#5, 08/03/2025 11:01:11



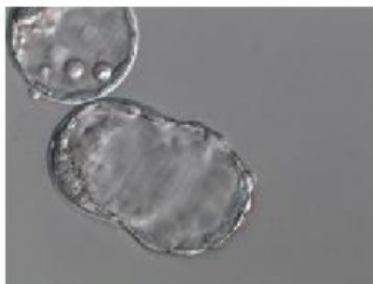
#6, 08/03/2025 11:01:30



#7, 08/03/2025 11:01:34




#8, 08/03/2025 11:01:46



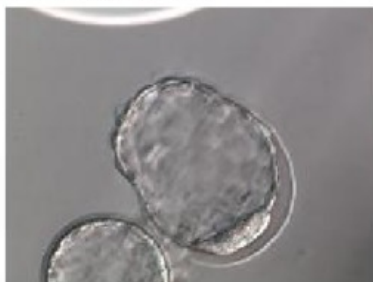
#9, 08/03/2025 11:01:51



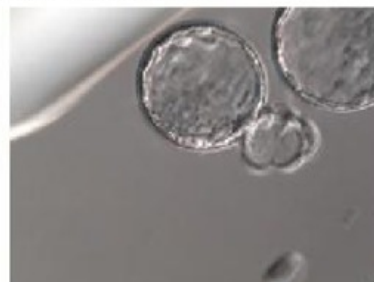
#10, 08/03/2025 11:02:14



#11, 08/03/2025 11:02:17



#12, 08/03/2025 11:02:52





PakGent Pipette Tips 1-200µl, MEA Test, UFPT-F-200-IVF
(REF: UFPT-F-200-IVF ; Lot: 202406060101)

#13, 08/03/2025 11:03:00



#14, 08/03/2025 11:03:17



#15, 08/03/2025 11:03:22



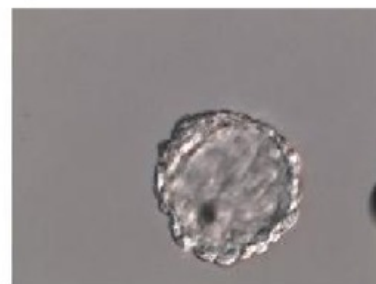
#16, 08/03/2025 11:03:44



#17, 08/03/2025 11:03:49



#18, 08/03/2025 11:04:03



#19, 08/03/2025 11:04:06



#20, 08/03/2025 11:04:19



#21, 08/03/2025 11:04:22

